



# Sidecar Log Books & ID Tags

---

As per Sidecar rule 27-7-6-1, please see instructions below.

*"Allowance for technical design*

*All sidecars must have a technical sign off from technical steward. A log book indicating the technical certification will be issued to all sidecars and each log book will be registered to the sidecar for which it is issued.*

*The log book will remain with the sidecar for the life of the machine. Each log book will be numbered and a metal tag bearing the corresponding number will also be issued. This tag must be permanently affixed to the sidecar in a position readily available for inspection. The log book must be handed to the machine examiner for sign off prior to an event.*

*Transferring the Log Book or ID Tag to another sidecar is prohibited.*

*The log book must be current and will be renewed every two years from the date of issue. This section does not apply to sidecars (Buckets) as described in Chapter 24."*

As you have applied for a Motorcycling New Zealand licence and indicated that you are competing in the sidecar class, if you have not already, you must have your sidecar checked and approved by the technical steward.

Please contact one of the following Technical Stewards to arrange your technical inspection;

**MNZ Technical Steward**

Vince Keats

Ph: 06 345 8397

**MNZ Road Race Sidecar Technical Stewards**

Neville Mickelson - Auckland District Classic Sidecars

Ph: 07 849 3568 or 027 605 8538

Dave Annan - Canterbury District Sidecars

Ph: 027 779 6522

Richard Lawrence - Auckland District Sidecars

Ph: 09 478 7472 or 027 483 6706

Ian Staples - Whanganui Assistant District Sidecars

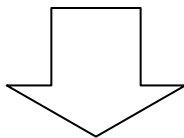
Ph: 06 342 3786

Once your technical inspection has been completed, the Motorcycling New Zealand office will be advised and you will be issued with a Log Book and ID Tag.

Should you have any queries regarding this process please do not hesitate to contact us.

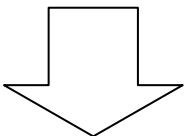
Step 1

Apply for your MNZ race licence, indicate you compete in sidecar competition by applying for a number.



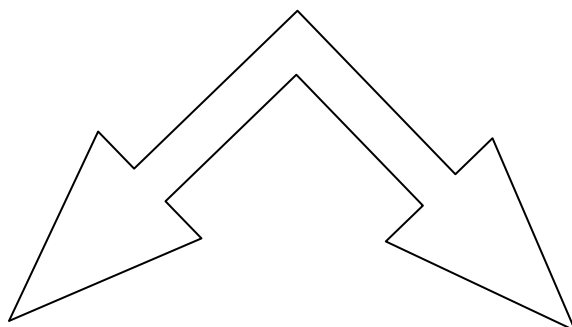
Step 2

Contact an MNZ Technical Steward to have your Sidecar inspected – contact details as listed.



Step 3

Sidecar inspection check by Technical Steward.



Technical Sign off Approved



The technical steward notifies MNZ of Sidecar inspection approval



MNZ send to you a log book along with a tag to be affixed to your sidecar



2 years from this date you must have your sidecar re-inspected



If you make any alterations to your sidecar; after the inspection go back to Step 3

Technical Sign off Rejected



It is up to you to fix what is required for re-inspection & approval



Once approved refer to Technical Sign off Approved